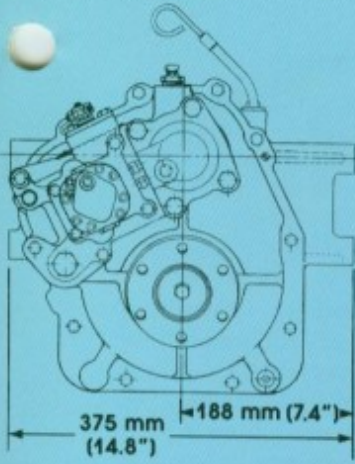
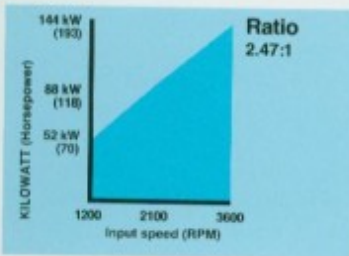
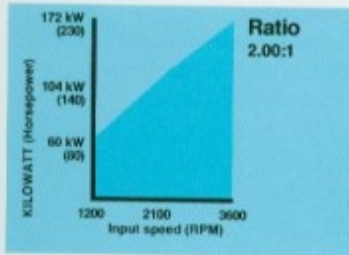
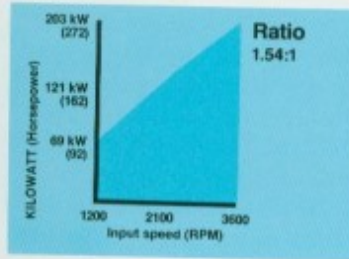


# MG-502-1

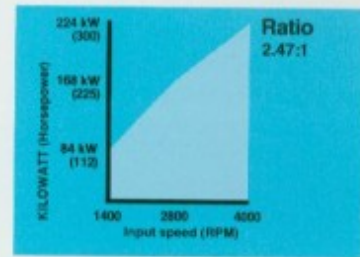
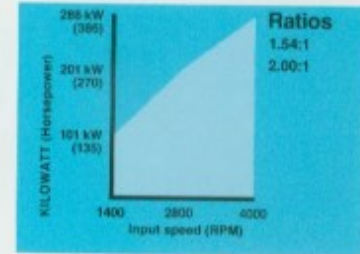


DRAWING NUMBER	RATIOS	APPROX. DRY WEIGHT
X9994A	2.47:1	70 kg (155 lbs)
X9994C	1.54:1, 2.00:1	70 kg (155 lbs)

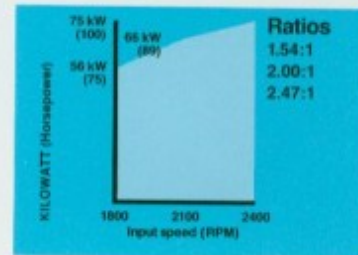
## MG-502-1 and MG-502 Intermediate Duty



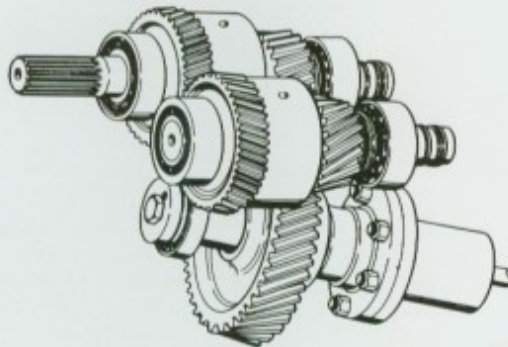
## MG-502-1 and MG-502 Pleasure Craft (Planing Hull)



## MG-502-1 and MG-502 Continuous Duty



For Service Classification Definitions see back cover.



MG-502 and MG-502-1 Power Train